



How to Use Seesaw as a Family Member



Students use the Class app

or log in as a Student at app.seesaw.me

- ✓ Post to their journal
- ✓ Complete assignments



Families use the Family app

or log in as a Family Member at app.seesaw.me

- ✓ View and engage with their child's work
- ✓ Communicate with the teacher


In the Family app, Families see posts by their child, posts their child is tagged in, and comments by the teacher or students on their child's posts



The Home tab shows all of your child's or children's posts from the last 60 days



The Journals tab allows you to view all posts by child or class



Like or comment on any post in the Home or Journal tabs. Leave an audio comment by clicking the microphone icon



The Inbox tab is where you receive announcements and message the teacher one-on-one (*Group messages are not available*)



Attach a multimedia file to any message by clicking the plus icon



Adjust account settings like notification preferences by clicking your profile icon top left



Devices set to languages not English can translate all typed text in one click