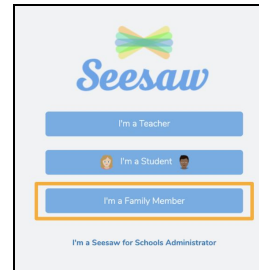



Get Connected on Seesaw

**Family members use the Family app
or log in as a Family Member at app.seesaw.me**

Students use the **Class app** to complete assignments and post to the Journal



If you received a printed invitation...

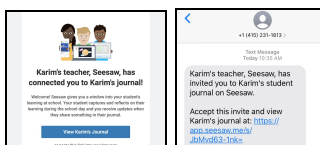
- ✓ Open the Family app or click I'm a Family Member at app.seesaw.me

If you do not have a family account...

- ✓ Click create an account
- ✓ Scan the QR code and follow the prompts

If you already have a family account...

- ✓ Sign in
- ✓ Click your profile icon > Add New Child
- ✓ Scan the QR code



If you received an **invitation by text or email**...

- ✓ Click the link
- ✓ Create a new account or sign in to an existing account

NOTE: You and your child **CANNOT** use the same email address to create accounts.